

Performance of Selection Relaying and Cooperative Diversity

Abdulkareem Adinoyi, Yijia Fan, Halim Yanikomeroglu, H. Vincent Poor, and Furaih Al-Shaalan

Abstract—In this paper, a two-hop cooperative multi-relay communication network is considered. Selection relaying schemes are attracting considerable attention due to their prudent bandwidth utilization and ability to provide full diversity. The recent developments in selection relaying (SR) have largely focused on information theoretic analyses such as outage performance. Some of these analyses are accurate only in high SNR regimes. This paper provides exact outage and capacity performance expressions for selection relaying and tight approximation over a sufficiently wide range of SNR regimes for selection cooperative relaying. The ϵ -outage capacity for SR is also provided. The motivation for this work is that practical systems operate at far lower SNR values than those supported by the high SNR analysis. Therefore, designers should be able to evaluate system performance to a reasonable degree of accuracy over practical SNR values. Simulations have been used to corroborate the analytical results and close agreement is observed.

I. INTRODUCTION AND MOTIVATION

Interest in various forms of cooperative schemes has been growing steadily since the seminal work in cooperation diversity in [1]. This work re-examines the manner in which nodes relate to each other to provide a cost-effective way of harnessing the diversity advantages of multi-antenna systems without necessarily putting these antennas in one location. The literature has known this paradigm shift as cooperative relaying or user cooperation diversity, and it is particularly attractive for small-size, antenna-limited wireless devices. Infrastructure (fixed) relays are particularly appealing to wireless network service providers due to the challenges facing terminal cooperation.

Parallel relay cooperation can provide full diversity order by adopting protocols such as selective repetition relaying. In a repetition protocol-based two-hop multi-relay scheme, all relays retransmit the same (source) signal in round robin fashion. This is not bandwidth efficient since relays require separate channels in the form of orthogonal time or frequency slots. The bandwidth inefficiency of such schemes could make these schemes unattractive, especially for a large number

of relays. Selection relaying, on the other hand, provides full diversity without the excessive demand on bandwidth, provided the relay selection is performed carefully [2]-[5].

The present paper considers selection relaying that involves upper layers of the communication protocol in selecting a relay among multiple relays to assist the source. In other words, the selection diversity is an inherent feature in the routing opportunities offered by the relays. We provide performance analyses that are sufficiently accurate in both low and high SNR regions for such multi-relay networks. The outage probability and capacity expressions are exact for the selection relaying and tight approximations for selection cooperative relaying. An important earlier work [3] has not considered outage and ergodic capacities, and bit error rate (BER). Another recent and relevant contribution to the topic of this paper can be found in [6]. The motivation for accurate performance estimation at low or medium SNR levels is the following. It is noted that high SNR analysis has theoretical merits; however, practical systems often operate at lower SNR values. Thus, it is desirable to be able to evaluate system performance to a reasonable degree of accuracy in the low SNR region for the purpose of network design and deployment.

II. SYSTEM AND CHANNEL MODELS

The system investigated in this paper is shown in Fig. 1. The nodes - source, destination, and relays - are denoted as S, D, and R, respectively. There are N fixed single-antenna relays in the network. In the half-duplex two-hop protocol, the best relay assists S-D communication. The treatment in this paper assumes that the destination uses the signal received through the relay according to following methods: selection relaying (SR), where the S-D path is not usable at the destination and selection cooperative relaying (SCR), where the S-D link is used at the destination.

Both slow and fast fading channels are considered. The independently and identically distributed Rayleigh random variable is assumed for all links. The received signal at node j transmitted from node i is written as $y_{ij} = \alpha_{ij}\chi_i + n_j$, where χ_i is the signal transmitted from node i , α_{ij} is the channel gain between i and j , and n_j is the additive white Gaussian noise (AWGN) at j . The instantaneous SNR for the link i and j is $\gamma_{ij} = \alpha_{ij}^2 E_s / N_0$, where E_s is the transmit energy per symbol, N_0 is the AWGN power spectral density. Therefore, the average SNR is given as $\bar{\gamma}_{ij} = E[\gamma_{ij}]$.

The first hop transmission can be characterized by the following relation:

$$y_{sj} = \alpha_{sj}\chi_s + n_j, \quad j = 1, 2, \dots, N. \quad (1)$$

Partial support was provided by the U.S. National Science Foundation under Grant CNS-06-25637. This work was presented in part at the IEEE Vehicular Technology Conference (VTC'08-Fall).

A. Adinoyi is with Swedtel Arabia as consultant for Saudi Telecoms (STC), Riyadh, Saudi Arabia (e-mail: adinoyi@ieee.org).

H. Yanikomeroglu is with the Department of Systems and Computer Engineering, Carleton University, Ottawa, ON, Canada (e-mail: halim@sce.carleton.ca).

Y. Fan and V. Poor are with the Department of Electrical Engineering, Princeton University, Princeton, NJ, USA (e-mail: {yijiafan, poor}@princeton.edu).

F. Al-Shaalan is with the Department of Electrical Engineering, King Saud University and STC, Riyadh, Saudi Arabia (email:fashalan@yahoo.com).

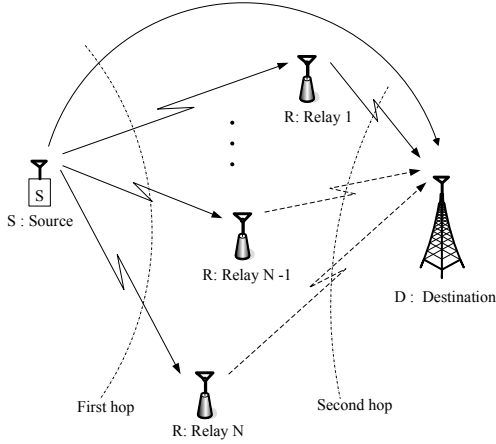


Fig. 1. A multi-relay network with best relay selection.

If the destination can hear the source, the direct signal can be expressed as

$$y_{SD} = \alpha_{SD}\chi_s + n_D. \quad (2)$$

The best relay forwards to the destination in the second hop, which can be expressed as

$$y_{j^*D} = \alpha_{j^*D}\tilde{\chi}_s + n, \quad (3)$$

where $\tilde{\chi}_s$ is the regenerated signal at the relay and j^* stands for the selected best relay.

The relay selection, which is essentially a routing problem, is based on backward and forward channels of relays, and this is performed jointly as follows:

- For each relay link, select across the hops

$$\Omega_j = \min\{\gamma_{sj}, \gamma_{jD}\} \quad \text{for } j = 1, 2, \dots, N,$$

- Select across the relays

$$\gamma_{j^*} = \max_{j=1,2,\dots,N} \{\Omega_j\}.$$

We refer to the minimum SNR of the best relay as γ_1 , i.e., $\gamma_1 = \gamma_{j^*}$. Similarly, we denote the instantaneous SNR of the S-D link as γ_0 . For Rayleigh fading channels, γ_0 is an exponential random variable, and its expected value is denoted by $\bar{\gamma}_0$. The statistics of γ_1 are discussed below.

It should be mentioned that in fast fading channels, relay selection will incur higher complexity compared to slowly varying channels due to frequent switching and signaling to facilitate the selection.

III. PERFORMANCE ANALYSIS

The notion of capacity is valid in ergodic (fast fading) channels where no constraints are imposed on the decoding delay at the receiver. However, in slow fading channels, outage capacity or outage probability are the relevant performance measures. In this section we provide analytical expressions for calculating the ergodic capacity (valid for fast fading channels) and outage probability (valid for slowly fading channels) for

SCR and SR schemes. In addition, the outage capacity is given for the SR. While these performance measures are exact for SR they are tight approximations for SCR. Finally, approximate BER rate expressions are provided for the two schemes.

A. Selection Relaying (SR)

The selection of the best relay requires knowledge of order statistics. The first step is to obtain the weaker link between the first hop and second hop of each relay node. These weak links are ordered and the one with the highest SNR is selected as the candidate to relay destination as explained above. Given a probability density function (PDF)¹, $f(\gamma)$, and cumulative density function (CDF), $F(\gamma)$, the PDF of such ordered random variables can be derived [8] [9] and is given as $p(\gamma) = 2N f(\gamma) [1 - F(\gamma)] [2F(\gamma) - (F(\gamma))^2]^{N-1}$. For the underlying Rayleigh distributed random variable with $f(\gamma) = \frac{1}{\bar{\gamma}} \exp\left(-\frac{\gamma}{\bar{\gamma}}\right)$, and $F(\gamma) = 1 - \exp\left(-\frac{\gamma}{\bar{\gamma}}\right)$, the PDF of γ_1 can be obtained as

$$\begin{aligned} p(\gamma_1) &= N \frac{\exp\left(-\frac{\gamma_1}{\bar{\gamma}_1/2}\right)}{\bar{\gamma}_1/2} \left(1 - \exp\left(-\frac{\gamma_1}{\bar{\gamma}_1/2}\right)\right)^{N-1} \\ &= \sum_{i=1}^N (-1)^{i-1} \binom{N}{i} \frac{2i}{\bar{\gamma}_1} \exp\left(-i \frac{2\gamma_1}{\bar{\gamma}_1}\right). \end{aligned} \quad (4)$$

The second part of (4) is obtained through binomial expansion.

1) *Outage probability for SR*: An outage is defined as the event in which the communication channel does not support a target data rate. Using the PDF in (4) the exact outage performance for SR can be evaluated as follows (see Appendix I):

$$p_{\text{out, SR}} = \sum_{i=1}^N (-1)^{i-1} \binom{N}{i} \left(1 - \exp\left[-\frac{2i(2^{2\mathcal{R}} - 1)}{\bar{\gamma}}\right]\right)^i, \quad (5)$$

where \mathcal{R} is the target rate. An alternative performance measure to characterize slow fading channel is the ϵ -outage capacity (C_ϵ). This is the largest (realizable) transmission rate such that the outage is less than a certain ϵ . This metric is derived in Appendix III and given as,

$$C_\epsilon = \frac{1}{2} \log_2 \left(1 + \frac{\bar{\gamma}}{2} \log\left(\frac{1}{1 - \epsilon \frac{1}{N}}\right)\right) \quad \text{bits/s/Hz.} \quad (6)$$

2) *The ergodic capacity for SR*: can be shown to be (see Appendix II)

$$\tilde{C} = \sum_{i=1}^N (-1)^{i-1} \binom{N}{i} \frac{1}{\ln 2} \exp\left(\frac{2i}{\bar{\gamma}}\right) E_1\left(\frac{2i}{\bar{\gamma}}\right) \quad \text{bits/s/Hz,} \quad (7)$$

where $E_1[\cdot]$ is the exponential integral [10].

3) *Probability of bit error calculation for SR*: In SR relaying the direct path is unusable due to deep fade instances or heavy shadowing. Hence, the BER performance can be derived from the expression given in Appendix III by letting $\gamma_0 \rightarrow -\infty$ in (15). After some manipulations, the BER for the

¹ f denotes the PDF of γ_{ij} and p denotes that of $\gamma_1 = \gamma_{j^*}$.

binary phase shift keying (BPSK) signaling can be obtained as

$$BER_{\text{SR}} \approx \frac{1}{4} \sum_{i=1}^N (-1)^{i-1} \binom{N}{i} B_{z_1} \left[1, \frac{1}{2} \right], \quad (8)$$

where $B_a[\cdot, \cdot]$ is the incomplete beta function [10] available in most standard mathematical packages, such as MATLAB and MATHEMATICA, among others. It can be observed that (8) is a strikingly simple and compact expression.

B. Selection Cooperation Relaying (SCR)

The SCR assumes that the best relay is not in outage. Therefore, the MRC receiver combines the direct and the relay link SNRs. The relay link SNR is approximated as the weaker of the first and second hop instantaneous SNR of the selected relay. The relay cooperation is effective only when the achieved rate in the source-best relay link is greater than that in the source-destination link [11]. A condition that can easily be satisfied in an asymmetric relay network, where relays can be placed strategically to maintain a strong link to the source. Nevertheless, the derived expressions provide approximate but tight results for SCR. Since MRC is adopted, the combined SNR can be written as $\beta = \gamma_0 + \gamma_1$. Due to the independence of γ_0 and γ_1 , the PDF of β can be obtained through the convolution of the PDFs of γ_1 and γ_0 , i.e.,

$$p(\beta) = \int_0^\beta p_{\gamma_0}(\tau) p_{\gamma_1}(\beta - \tau) d\tau. \quad (9)$$

Using (4) and the PDF of γ_0 (i.e., $\frac{1}{\bar{\gamma}_0} \exp(-\frac{\gamma_0}{\bar{\gamma}_0})$), we have

$$p(\beta) = \int_0^\beta \sum_{i=1}^N (-1)^{i-1} \binom{N}{i} \frac{2i}{\bar{\gamma}_1 \bar{\gamma}_0} \exp\left(-\frac{i\tau}{\bar{\gamma}_1/2}\right) \exp\left(-\frac{\beta - \tau}{\bar{\gamma}_0}\right) d\tau. \quad (10)$$

By interchanging the integral and summation, (10) can be expressed as

$$p(\beta) = \sum_{i=1}^N (-1)^{i-1} \binom{N}{i} \frac{2i}{\bar{\gamma}_1 \bar{\gamma}_0} \exp\left(-\frac{\beta}{\bar{\gamma}_0}\right) \int_0^\beta \exp\left(-\left[\frac{i\tau}{\bar{\gamma}_1/2} - \frac{\tau}{\bar{\gamma}_0}\right]\right) d\tau. \quad (11)$$

Finally, evaluating the integral and tidying up, (11) simplifies to

$$p(\beta) = \sum_{i=1}^N (-1)^{i-1} \binom{N}{i} \frac{2i}{2i\bar{\gamma}_0 - \bar{\gamma}_1} \times \left(\exp\left[-\frac{\beta}{\bar{\gamma}_0}\right] - \exp\left[-\frac{2i\beta}{\bar{\gamma}_1}\right] \right). \quad (12)$$

The PDF obtained in (12) characterizes the SCR scheme and thus can be employed for deriving the expression for outage, average capacity, and probability of error. Again, these are approximate measures as the decoding error at the best relay is ignored.

1) *Outage probability for SCR:* The outage probability is given by the following expression (see Appendix I for the derivation):

$$p_{\text{out, SCR}} \geq \sum_{i=1}^N (-1)^{i-1} \binom{N}{i} \left(1 + \frac{1}{2i\bar{\gamma}_0 - \bar{\gamma}_1} \times \left[\bar{\gamma}_1 \exp\left(-\frac{2ia}{\bar{\gamma}_1}\right) - 2i\bar{\gamma}_0 \exp\left(-\frac{a}{\bar{\gamma}_0}\right) \right] \right), \quad (13)$$

where \mathcal{R} is the target rate, and $a = 2^{2\mathcal{R}} - 1$.

2) *The ergodic capacity for the SCR:* Since the ergodic channel is assumed, averaging the instantaneous channel capacity over the fading distribution has operational meaning. Thus, the ergodic capacity of the SCR scheme, in bits/s/Hz, is given as

$$\begin{aligned} \tilde{C} &\leq \int_0^\infty \frac{1}{2} \log_2(1 + \beta) p(\beta) d\beta \\ &= \sum_{i=1}^N (-1)^{i-1} \binom{N}{i} \\ &\quad \times \left(\frac{2}{(2\bar{\gamma}_1 - 4i\bar{\gamma}_0) \ln 2} \left[2i\bar{\gamma}_0 \exp\left(\frac{1}{\bar{\gamma}_0}\right) \left(E_1\left[\frac{-1}{\bar{\gamma}_0}\right] \right) \right. \right. \\ &\quad \left. \left. - \bar{\gamma}_1 \exp\left(\frac{2i}{\bar{\gamma}_1}\right) \left(E_1\left[\frac{-2i}{\bar{\gamma}_1}\right] \right) \right] \right) \\ &= \sum_{i=1}^N \binom{N}{i} \frac{(-1)^{i-1}}{(\bar{\gamma}_1 - 2i\bar{\gamma}_0) \ln 2} \\ &\quad \times \left[-2i\bar{\gamma}_0 \exp\left(\frac{1}{\bar{\gamma}_0}\right) E_1\left[\frac{1}{\bar{\gamma}_0}\right] + \bar{\gamma}_1 \exp\left(\frac{2i}{\bar{\gamma}_1}\right) E_1\left[\frac{2i}{\bar{\gamma}_1}\right] \right]. \end{aligned} \quad (14)$$

3) *BER calculation for SCR:* The BER of BPSK is given (that of other modulation techniques can similarly be derived) using the PDF given above as

$$\begin{aligned} BER_{\text{SCR}} &\approx \frac{1}{2} \int_0^\infty \text{erfc}(\sqrt{\beta}) p(\beta) d\beta, \\ &= \frac{1}{2} \int_0^\infty \text{erfc}(\sqrt{\beta}) \sum_{i=1}^N (-1)^{i-1} \binom{N}{i} \\ &\quad \times \frac{2i}{2i\bar{\gamma}_0 - \bar{\gamma}_1} \left(\exp\left[-\frac{\beta}{\bar{\gamma}_0}\right] - \exp\left[-\frac{2i\beta}{\bar{\gamma}_1}\right] \right) d\beta \\ &= \sum_{i=1}^N (-1)^{i-1} \binom{N}{i} \\ &\quad \times \frac{i}{2(2i\bar{\gamma}_0 - \bar{\gamma}_1)} \left[\bar{\gamma}_0 B_{z_0} \left[1, \frac{1}{2} \right] - \frac{\bar{\gamma}_1}{2i} B_{z_1} \left[1, \frac{1}{2} \right] \right]. \end{aligned} \quad (15)$$

where $z_0 = \frac{1}{\bar{\gamma}_0 + 1}$, $z_1 = \frac{2i}{\bar{\gamma}_1 + 2i}$, and $B_x[a, b]$ is the incomplete beta function.

IV. NUMERICAL EXAMPLES

The derived expressions can be adopted for a semi-asymmetric network, where all relay links have the same average SNR, which is different from the S-D link. The scenario where the S-D path strength is weaker than those

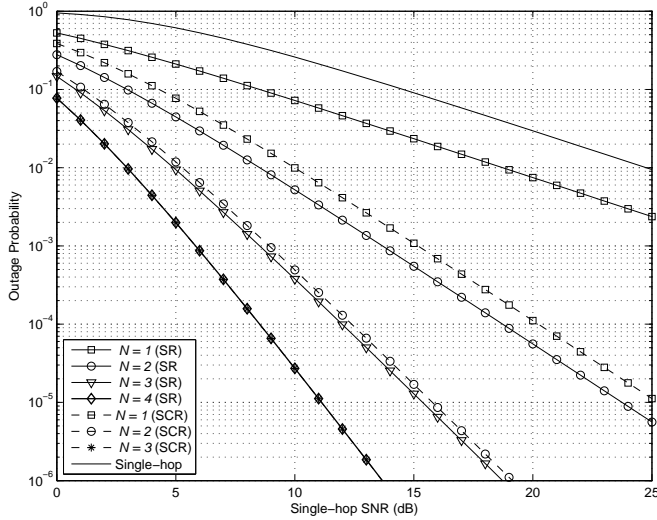


Fig. 2. Outage performance of the selection relaying (SR) and selection cooperative relaying (SCR) schemes in Rayleigh fading; the red curves and asterisks represent SCR for $N = 1, 2,$ and 3 relays, $\bar{\gamma}_{sr} = \bar{\gamma}_{rd} = 8\bar{\gamma}_{sd}$.

of the R-D or S-R paths represents an interesting situation because it exposes the path-loss reduction benefit of relays. In fact, this path-loss reduction benefit can be viewed as the primary objective of the use of relays. It means that in this scenario, relays act as intermediate nodes between the source and destination. The model and linear relay placement used in [13] and a path-loss exponent $\kappa = 3$ are adopted.

The outage performances for the SCR and SR schemes are plotted for the semi-asymmetric network where the relays are mid-way between the source and destination. It can be observed (by calculating the slope of the curves in Fig. 2) that full diversity is obtained. Figure 3 shows the outage performance of the SCR scheme for the balanced network (the S-D, S-R, and R-D links all have the same average channel gains). The solid curves represent the analyses while the symbols represent the simulations; a close match is observed between the two. It is also observed that full diversity is achieved for the SCR scheme, i.e., diversity order equal to the number of relays plus one is obtained.

Fig. 4 shows the bit error rate of SR schemes for BPSK modulation. In this demonstration, a balanced relay network is adopted. The single-hop performance is also shown in this graph. In Fig 4, simulation results indicated with symbols, match closely with the analytical ones shown as solid curves. In general, a diversity order equal to $N + 1$ (for SCR) and N (for SR) can be obtained for the N -relay network. This diversity order can be calculated from the performance curves.

Figure 5 presents the ergodic capacity of the SCR and SR schemes. The capacity curves for SCR are shown with solid lines and for SR with dotted curves. The impact of using the direct path and cooperation is also obvious from this figure; the capacity of the SCR is 11% more than that of the SR scheme. A general observation is that the capacity saturates quickly with an increasing number of relays. This means that in reality not many relays are required to exploit the available

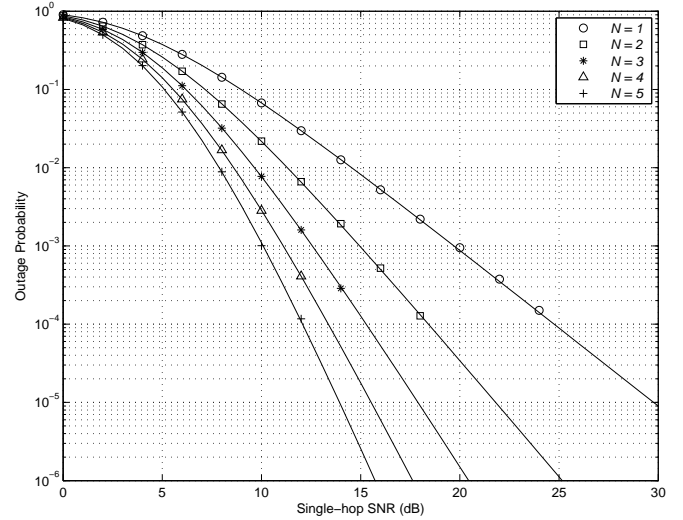


Fig. 3. Probability of outage of selection cooperative relaying (SCR) in Rayleigh fading.

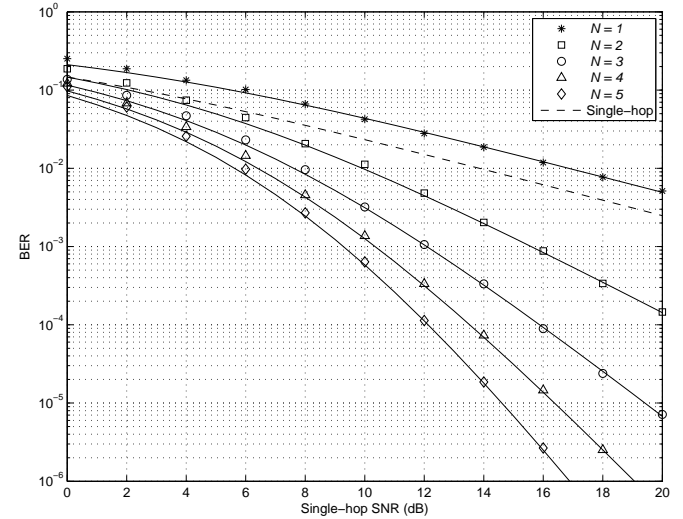


Fig. 4. BER performance of the selection relaying (SR) scheme in Rayleigh fading, $\bar{\gamma}_{sd} = \bar{\gamma}_{sr} = \bar{\gamma}_{rd}$ (dB).

system capacity.

The outage capacity behavior for the SR is shown in Fig. 6 for a fixed outage probability of $\epsilon = 10^{-2}$ (solid curves) and 10^{-3} (dash curves) for a selected number of relays, $N = 1, 3,$ and 5 . Fig. 6 (a) shows the outage as a fraction of that AWGN channel. Presenting the figure this way helps to emphasize the diversity gain as well as expose the impact of fading. Fig. 6 (b) on the other hand, shows the raw outage capacity and clearly, the effect of outage on capacity is seen. The gain through relays is also evident, by comparing the network of a single relay with that of two relays. From Fig. 6 (a), at 20 dB, the capacity is increased from 6% of AWGN to 31% for an outage of 10^{-2} while an increase from 0.7% to 23.2% is recorded for an outage of 10^{-3} .

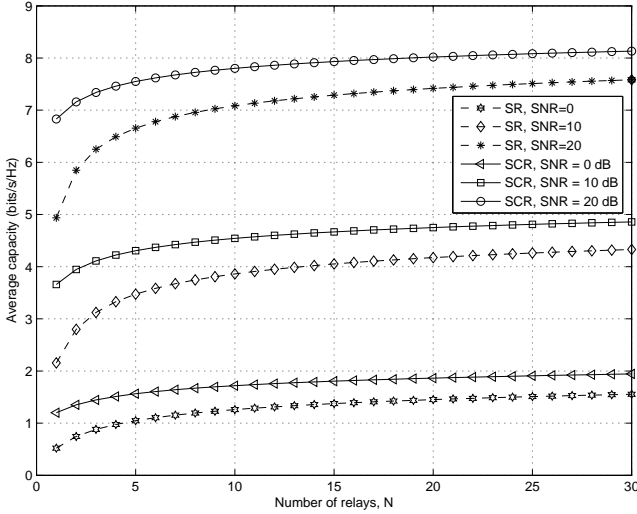


Fig. 5. Average capacity of the selection relaying (SR) and selection cooperative relaying (SCR) in Rayleigh fading for different values of single-hop average SNR.

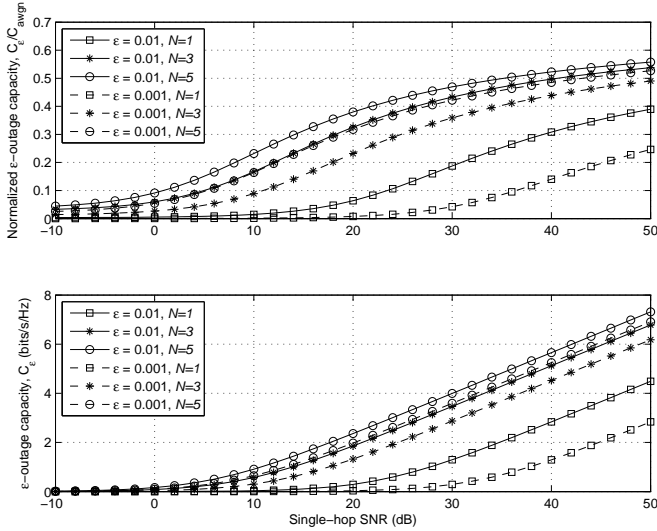


Fig. 6. The ϵ -outage capacity performance of SR a) as a fraction of the AWGN capacity and b) the raw outage-capacity, $\gamma_{sd} = \gamma_{sr} = \gamma_{rd}$ (dB).

V. CONCLUSION

Most of the recent work on selection relaying has been focused on information theoretic analyses. High-SNR analyses are presented in most of these studies. In contrast, this paper has provided error rate analyses that are reasonably accurate over a large range of SNRs, most importantly in the low/medium SNR region. In addition, we have provided expressions for calculating the outage probability and ergodic capacity of the schemes. The outage capacity of the selection relaying technique has also been provided. It is worth noting that practical systems operate at considerably lower SNR values in comparison to the range where the high SNR analysis is accurate. The presented results may help network designers to make performance evaluations with a reasonable degree of accuracy in SNR regions of practical interest.

APPENDIX I

This appendix presents the derivation of the outage probability of the SCR scheme. The instantaneous rate can be expressed as $I = \frac{1}{2} \log_2(1 + \beta)$ and therefore, the outage probability is

$$\begin{aligned} p_{\text{out, SCR}} &= \Pr(I < \mathcal{R}) = \Pr(\log_2(1 + \beta) < 2\mathcal{R}) \\ &= \int_{-\infty}^a \sum_{i=1}^N (-1)^{i-1} \binom{N}{i} \\ &\quad \times \frac{2i}{2i\bar{\gamma}_0 - \bar{\gamma}_1} \left(\exp\left[-\frac{\beta}{\bar{\gamma}_0}\right] - \exp\left[-\frac{2i\beta}{\bar{\gamma}_1}\right] \right) d\beta, \end{aligned} \quad (16)$$

where $a = 2^{2\mathcal{R}} - 1$. Interchanging the integral and summation operations, the integration can be performed as,

$$\begin{aligned} &= \sum_{i=1}^N (-1)^{i-1} \binom{N}{i} \frac{2i}{2i\bar{\gamma}_0 - \bar{\gamma}_1} \\ &\quad \times \int_0^a \left(\exp\left[-\frac{\beta}{\bar{\gamma}_0}\right] - \exp\left[-\frac{2i\beta}{\bar{\gamma}_1}\right] \right) d\beta, \\ &= \sum_{i=1}^N (-1)^{i-1} \binom{N}{i} \frac{2i}{2i\bar{\gamma}_0 - \bar{\gamma}_1} \left(\bar{\gamma}_0 - \frac{\bar{\gamma}_1}{2i} \right. \\ &\quad \left. + \frac{1}{2i} \left[\bar{\gamma}_1 \exp\left[-\frac{2ia}{\bar{\gamma}_1}\right] - 2i\bar{\gamma}_0 \exp\left[-\frac{a}{\bar{\gamma}_0}\right] \right] \right). \end{aligned}$$

Finally,

$$\begin{aligned} p_{\text{out, SCR}} &= \sum_{i=1}^N (-1)^{i-1} \binom{N}{i} \left(1 + \frac{1}{2i\bar{\gamma}_0 - \bar{\gamma}_1} \right. \\ &\quad \left. \times \left[\bar{\gamma}_1 \exp\left(-\frac{2ia}{\bar{\gamma}_1}\right) - 2i\bar{\gamma}_0 \exp\left(\frac{-a}{\bar{\gamma}_0}\right) \right] \right), \end{aligned} \quad (17)$$

completing the derivation. Note that the factor 1/2 is due to the half-duplex nature of the relaying schemes. For the SR, the outage probability is derived as follows:

$$\begin{aligned} p_{\text{out, SR}}(\mathcal{R}) &= \Pr(I < \mathcal{R}) \\ &= \Pr\left(\frac{1}{2} \log_2(1 + \min(\gamma_{s,r^*}, \gamma_{r^*,d})) < \mathcal{R}\right) \\ &= \Pr(\min(\gamma_{s,r^*}, \gamma_{r^*,d}) < 2^{2\mathcal{R}} - 1) \\ &= \Pr(\gamma_1 < 2^{2\mathcal{R}} - 1) \\ p_{\text{out, SR}} &= \int_{-\infty}^{2^{2\mathcal{R}} - 1} p(\gamma_1) d\gamma_1 \\ &= \sum_{i=1}^N (-1)^{i-1} \binom{N}{i} \left(1 - \exp\left[-\frac{2ia}{\bar{\gamma}}\right] \right). \end{aligned} \quad (18)$$

APPENDIX II

The capacity of SR can be obtained by taking $\bar{\gamma}_0$ to $-\infty$ (in dB) in (14). Re-arranging the resulting expression produces (7).

APPENDIX III

After performing a number of manipulations, (5) can be expressed in the following form

$$P_{\text{out, SR}} = \sum_{t=1}^N \binom{N}{t} (-p)^t + 1, \quad (19)$$

where, $p = e^{-k}$ and $k = 2(2^{2R} - 1)/\bar{\gamma}$. For an outage ϵ , the maximum supportable rate, C_ϵ is obtained by solving the polynomial $\sum_{t=1}^N \binom{N}{t} (-p)^t + 1 - \epsilon = 0$ to get:

$$C_\epsilon = \frac{1}{2} \log_2 \left(1 + \frac{\bar{\gamma}}{2} \log \left(\frac{1}{1 - \epsilon^{\frac{1}{N}}} \right) \right). \quad (20)$$

ACKNOWLEDGMENT

The authors acknowledge the valuable discussions with Dr. M. H. Ahmed of Memorial University, St. John's, Canada and Dr. S. Al-Shebeili of King Saud University, Riyadh, Saudi Arabia.

REFERENCES

- [1] J. Laneman, D. Tse, and G. Wornell, "Cooperative diversity in wireless networks: efficient protocols and outage behavior," *IEEE Trans. Inform. Theory*, 50(11), pp. 3062-3080, Dec. 2004.
- [2] S. Ikki and M. H. Ahmed, "Performance of multiple-relay cooperative diversity systems with best-relay selection over Rayleigh fading channels," *EURASIP Journal Wireless Commun. and Networking, Special Issue Wireless Cooperative Networks*, vol. 2008, Article ID 580368, 7 pages, 2008.
- [3] E. Beres and R. Adve, "Outage probability of selection cooperation in the low to medium SNR regime," *IEEE Communications Letters*, 11(7), pp. 589-591, July 2007.
- [4] E. Beres and R. Adve, "Selection cooperation in multi-source cooperative networks," *IEEE Trans. Wireless Commun.*, 7(1), pp. 118-127, Jan. 2008.
- [5] A. Bletsas, A. Khisti, D. Reed, and A. Lippman, "A simple cooperative diversity method based on network path selection," *IEEE J. Selected Areas Commun.*, 24(3), pp. 659-666, Mar. 2006.
- [6] K. Woradit, T. Q. S. Quek, W. Suwansantisuk, H. Wymeersch, L. Wuttisittikulij, and M. Z. Win, "Outage behavior of cooperative diversity with relay selection," *IEEE Global Telecommun. Conference (GLOBECOM)*, pp. 1-5, Nov. 2008.
- [7] D. Tse and P. Viswanath, *Fundamental of Wireless Communication*, Cambridge University Press, Cambridge, UK, 2005.
- [8] N. Balakrishnan and A. C. Cohen, *Order Statistics and Inference: Estimation Methods*, Academic Press, New York, 1991.
- [9] L. Dai, B. Gui, and L. J. Cimini, "Selective relaying in OFDM multihop cooperative networks," *Proc. IEEE Wireless Commun. & Networking Conf. (WCNC)*, Hong Kong, China, pp. 964 - 969, Mar. 2007.
- [10] I. Gradshteyn and I. Ryzhik, *Table of Integrals, Series, and Products*, Academic Press, San Diego, CA, 1994.
- [11] L. Long and E. Hossain, "Cross-layer optimization frameworks for multihop wireless networks using cooperative diversity," *IEEE Trans. Wireless Commun.*, 7(7), pp. 2592-2602, July 2008.
- [12] M. Hasna and M-S. Alouini, "End-to-end performance of transmission systems with relay over Rayleigh-fading channels," *IEEE Trans. Wireless Commun.*, 2(6), pp. 1126-1131, Nov. 2003.
- [13] A. Adinoyi and H. Yanikomeroglu, "On the performance of cooperative wireless fixed relays in asymmetric channels," *IEEE Global Telecommun. Conference (GLOBECOM)*, pp. 1-5, Nov. 2006.